

Key specifications

Parameters	20 for Dog, Cat, Cow, and Horse: WBC, LY%, MO%, GR%, EO%, LY, MO, GR, EO*, RBC, HGB, HCT, MCV, MCH, MCHC, RDW, PLT, PCT, MPV, PDW *Research parameters 12 for Rat, Mouse, and 3 user defined: WBC, RBC, HGB, HCT, MCV, MCH, MCHC, RDW, PLT, PCT, MPV, PDW
Sample volume	10 - 30 μ L for normal measurement mode (different by animal types) 10 or 20 μ L for pre-dilution mode
Throughput	58 samples / hour
Reproducibility (CV%)	WBC : < 2.0 RBC : < 1.5 HGB : < 1.5 MCV : < 1.0 PLT : < 4.0
QC capabilities	X bar R, L&J, X bar Batch, X bar D CV
Dimensions (mm)	230 W x 450 D x 383 H
LCD size (mm)	86 W x 115 H (Resolution: 240 x 320 pixel)
Options	Data Management Software (DMS) Built-in printer (thermal) Handy bar code reader

Consumables



T436D
Diluent
ISOTONAC • 3, MEK-640
18 L



T438D
Detergent
CLEANAC • 3, MEK-620
5 L



T457
Hematology calibrator
MEK-CAL
2 mL



T498
Hemolyzing reagent
HEMOLYNAC • 3N, MEK-680
500 mL x 3, Cyanide-free

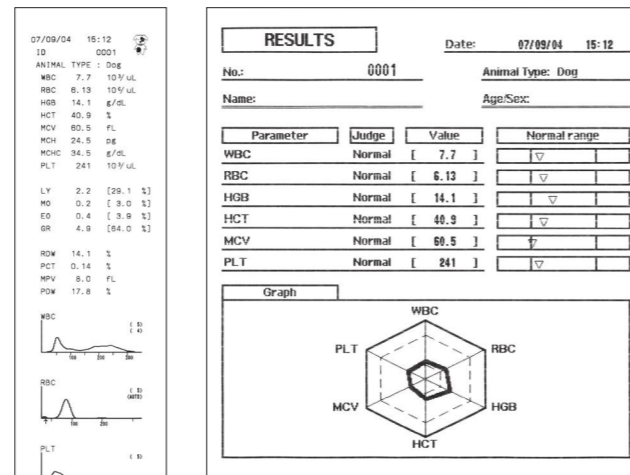


T438
Detergent
CLEANAC, MEK-520
5 L



Hematology control
MEK-3D
2 mL x 3

Printout example



(External printer, local purchase)

(WA-640VK built-in printer)

Model Suffixes

MEK-6450 has the following suffixes:
J: 110 - 127 V AC operation
K: 220 - 240 V AC operation

This brochure may be revised or replaced by Nihon Kohden at any time without notice.



NIHON KOHDEN CORPORATION
1-31-4 Nishiochiai, Shinjuku-ku, Tokyo 161-8560, Japan
Phone +81 (3) 5996-8036 Fax +81 (3) 5996-8100
www.nihonkohden.com



Celltac α

Hematology Analyzer MEK-6450J/K

Compact, Reliable, User-friendly



MEK-6450 shown with optional built-in printer

Fighting Disease with Electronics



Celltac α for veterinary use – Compact, Easy to use, Reliable

CBC and WBC differential in a compact body

20 parameters with WBC histogram differential (including 2 research parameters) for the most common animal types: Dog, cat, cow, and horse



Icons for the 6 presets: dog, cat, cow, horse, mouse, and rat

12 parameters for Mouse and Rat (presets) plus 3 user-defined animal types

Space-saving 23 x 45 cm footprint

Simple and user-friendly

Only 3 steps to obtain a result

1 Press the front panel Power key

2 Bring the sample to the nozzle

3 Press the Count key

Easy maintenance with automatic operation

- Automatic priming at power on
- Electric clog removal after every measurement
- Automatic cleaning of the fluid path at power off

Just 10 or 20 μ L of blood needed in pre-dilution mode



Reliable results

Automatic dilution ratio change


A confirmation message to recount with a different dilution mode (*) appears when results exceeds the Action Limits.

Recount in high dilution mode?

* 4 dilution modes: Normal, Low, High, and Higher

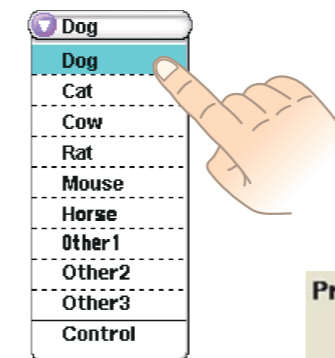
Optimum threshold searching

You can set the sensitivity and threshold for each animal type, by searching optimum level on the screen.



Intuitive interface

Large color touch screen with useful functions



(Pull down menu)



(Check mark)



(Reagent monitoring)

Front panel switches for frequently used functions: Power-on/off, printing, reset, cleaning, and counting